

IC-CUSHION

Cushion Tire Lift Trucks
L P G / G a s o l i n e

CGC40

8,000 lbs 4000 kg

CGC50

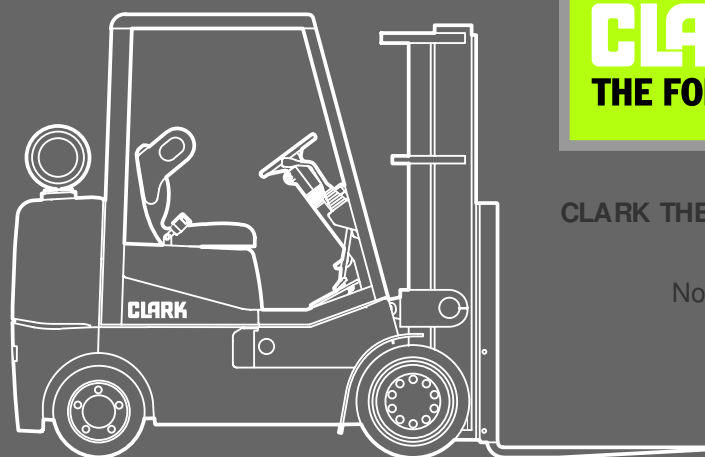
10,000 lbs 5000 kg

CGC55

12,000 lbs 5500 kg

CGC40/50/55

Genesis™ Series



CLARK THE FORKLIFT

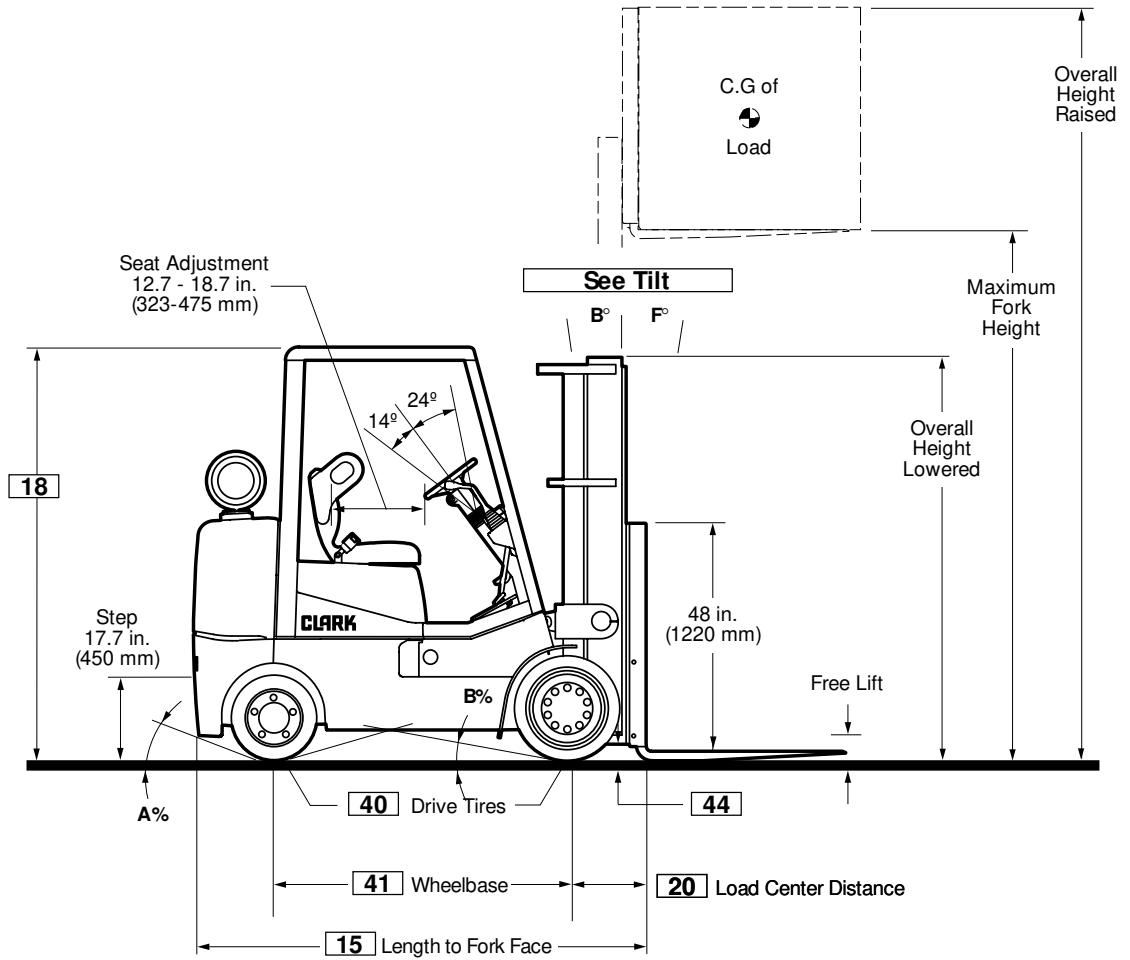
North America

Germany

Korea

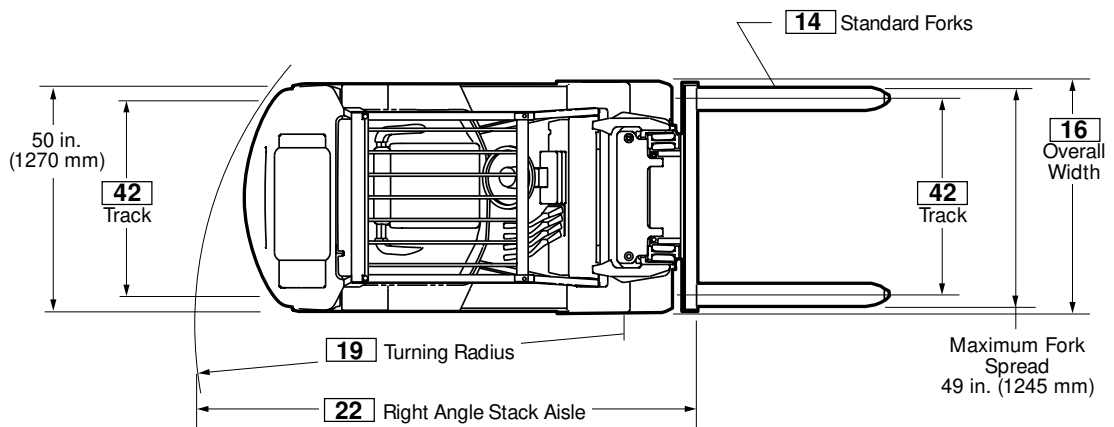
w w w . c l a r k m h c . c o m

For corresponding data see Specification Chart.



DIMENSIONS

CGC40/50/55



Upright Table

Maximum Fork Height†		Overall Height Lowered		Free Lift	
in	mm	in	mm	in	mm
CGC40 Standard					
110	2794	83.5	2121	6.5	165
• 121	3073	89.5	2273	6.5	165
145	3683	101	2565	6.5	165
169	4293	113	2870	6.5	165
Triple Stage					
170	4318	83	2108	58	1473
• 188	4775	89	2261	64	1625
198	5030	98	2490	72	1830
211	5359	100	2540	76	1930
229	5817	106	2694	82	2083
253	6426	118	2997	93	2362
CGC50 Standard					
104	2645	84	2135	6.9	174
• 116	2945	90	2285	6.9	174
139	3530	102	2540	6.9	174
163	4140	114	2895	6.9	174
Triple Stage					
162	4115	83	2110	53	1345
• 178	4520	89	2260	59	1500
190	4825	95	2415	64	1625
198	5030	101	2565	67	1700
219	5565	107	2720	76	1930
243	6170	119	3025	88	2235
CGC55 Standard					
100	2540	84	2135	6.9	175
• 112	2845	90	2390	6.9	175
135	3430	102	2590	6.9	175
159	4040	114	2895	6.9	175
Triple Stage					
152	3860	83	2110	47	1195
• 168	4270	89	2260	53	1346
180	4570	95	2413	59	1500
210	5335	107	2735	71	1805
233	5920	119	3025	82	2085

Grade Clearance

Model	A%	B%
CCG40	39	22
CGC50	40	19
CGC55	35	19

Tilt Specifications*

Upright MFH (in./mm)	Tilt-B/F†
Standard uprights thru 169 (4290)	8°/ 9°
Triple stage uprights thru 188 (4775)	6°/ 11°
Triple stage uprights over 188 (4775)	5°/ 6°

* Standard tilt with MFH's noted. Contact Clark representative for information on optional tilt.

- Indicates preferred standard sizes.
- † For overall height raised with load backrest, add 48 in. (1220 mm) to maximum fork height.

Other uprights available, contact a Clark representative.

Available Equipment

- High visibility standard and triple stage uprights of varied heights
- Attachments including side shifters, roll clamps, rotators and lateral clamps
- Unitrol™ foot directional control
- Weight adjustable seat
- Non-marking tires
- Engine air cleaner pre-cleaner
- Engine air cleaner safety element
- Lights, audible alarms and mirrors
- Tow pin
- GS and LPS U.L. classified construction
- Non-Standard tilt.

Optional "Q" Counterweight

Stacked counterweight design shortens overall truck length for increased maneuverability in confined areas. "Q" Counterweight package does not include tow pin. Truck specifications change as noted below.

CGC 40 with "Q" Counterweight Option

Overall Length	94.9 in. (2410 mm)
Counterweight height	57.5 in. (1460 mm)
Turning Radius	84.1 in. (2136 mm)
Right Angle Stack Aisle	101.3 in. (2573 mm)

Notes

Production engines and driveline components may vary in output and/or efficiency by ±5%. The performance shown represents nominal values which may be obtained under typical operating conditions of a machine.

Clark products and specifications are subject to change without notice.

© Clark Material Handling Company 2001.

ANSI/ASME and Insurance Classification

Standard truck meets all applicable mandatory requirements of ASME-B56.1 Safety Standard for Powered Industrial Trucks and Underwriters Laboratories requirements as to fire hazard only for G, GS, LP, and LPS classifications. For further information contact a Clark representative.

For Your Safety

Before operating a lift truck, an operator must:

- Be trained and authorized
- Read and understand the operator's manual
- Not operate a faulty lift truck
- Not repair a lift truck unless trained and authorized
- Have the overhead guard and load backrest extension in place

During operation, a lift truck operator must:

- Wear a seat belt
- Keep entire body inside truck cab
- Never carry passengers or lift people
- Keep truck away from people and obstructions
- Travel with lift mechanism as low as possible and tilted back

To park a lift truck, an operator must:

- Completely lower forks or attachments
- Shift into neutral
- Turn key off
- Set parking brake

Contact your Clark dealer for operator training information.

SPECIFICATIONS

Notes: 1 Weights and performance information are given on trucks with 189 in. (4800 mm) triple uprights.
2 For triple stage upright add 0.8 in. (20 mm).

3 Optional reduced height overhead guard 83.1 in. (2110 mm) is available from factory only.
4 Engines rated per SAE J1349.

General Information				Clark	Clark
1	Manufacturer			Clark	Clark
2	Model	Manufacturer's designation		CGC 40	CGC 50
3	Load capacity		lbs(kg)	8,000 (4000)	10,000 (5000)
4	Load center	Fork face to load CG	in(mm)	24 (500)	24 (500)
5	Drive unit	Type		Gasoline / LPG	Gasoline / LPG
6	Operator type			Rider counterbalanced	Rider counterbalanced
7	Tire type			Cushion	Cushion
8	Wheels (x=driven)	Front/rear		2 x / 2	2 x / 2
Basic Dimensions ¹					
9	Upright ^{1,2}	Maximum fork height, full capacity	in(mm)	169 (4295)	163 (4140)
10		Lift height (preferred triple upright)	in(mm)	121 (3075)	116 (2945)
11		Free lift	in(mm)	6.5 (165)	6.9 (175)
12	Upright tilt	Back/forward (see tilt specifications)	degrees	8 / 9	8 / 9
14	Fork	Std. Fork size (TxWxL)	in(mm)	2 x 5 x 42 (50 x 127 x 1067)	2 x 6 x 48 (50 x 152 x 1220)
15	Overall dimensions	Length to fork face ²	in(mm)	96.0 (2438)	105.2 (2672)
16		Width over drive axle	in(mm)	50.8 (1290)	54.8 (1392)
17		Height, upright lowered	in(mm)	89.0 (2260)	90.0 (2286)
		Height, upright extended w/ load backrest	in(mm)	170 (4320)	164 (4165)
18		Height, overhead guard ³	in(mm)	87.2 (2215)	87.2 (2215)
19	Turning radius	Outside	in(mm)	100.25 (2546)	102 (2591)
20	Load center distance	Center of drive axle to fork face ²	in(mm)	17.3 (439)	17.8 (452)
22	Right angle stack aisle	Add load length and clearance ²	in(mm)	106.7 (2710)	116.0 (2946)
Performance ⁴					
23	Stability	According to ANSI/DIN		Yes	Yes
24	Speed	Travel speed, max w/load	mph(kph)	12.2 (19.6)	12.1 (19.5)
25		Travel speed, max w/o load	mph(kph)	12.5 (20.1)	12.4 (20.0)
		Speed on grade, loaded	5%, loaded	9.5 (15.3)	9.0 (14.4)
			10%, loaded	6.0 (9.6)	5.6 (9.0)
			15%, loaded	4.2 (6.7)	2.8 (4.5)
26	Lift speed, loaded/empty	Standard upright	fpm(ms)	101/112 (.51/.57)	89/111 (.45/.56)
28		Triple stage upright	fpm(ms)	97/108 (.49/.55)	90/105 (.45/.53)
29	Lower speed,loaded/empty	Standard upright	fpm(ms)	78.1/72.8 (.40/.37)	78/92 (.39/.47)
		Triple stage upright	fpm(ms)	83/80 (.42/.41)	80/80 (.41/.41)
30	Drawbar pull, maximum	With load	lbs(N)	5,250 (23350)	5,000 (22240)
		Without load	lbs(N)	2,380 (10580)	3,125 (13900)
32	Gradeability	At 1 mph (1.6 kph) with load	%	24.2	16.5
		Maximum with/without load	%	27.1 (15.4)	20.1 (18.0)
Weights ⁵					
34	Service weight		lbs(kg)	12,921 (5861)	14,852 (6737)
35	Axle loading	With load, front	lbs(kg)	18,429 (8359)	22,431 (10175)
36		With load, rear	lbs(kg)	2,492 (1130)	2,421 (1098)
37		Without load, front	lbs(kg)	5,084 (2306)	6,504 (2950)
38		Without load, rear	lbs(kg)	7,837 (3555)	8,348 (3787)
Chassis ⁶					
39	Tires	Number, front/rear		2 / 2	2 / 2
40		Size, front	in	22 x 9 x 16	22 x 12 x 16
		Size, rear	in	18 x 6 x 12.12	22 x 7 x 16
41	Wheelbase		in(mm)	61.8 (1570)	70.5 (1790)
42	Track	Front/rear	in(mm)	41.8/44.0 (1062/1118)	43.8/43.0 (1113/1093)
44	Ground clearance	Minimum/at center of wheelbase	in(mm)	3.8/6.1 (97/155)	3.8/6.1 (96/155)
46	Service brake	Type		Power assist disc	Power assist disc
47	Parking brake	Actuation		Foot applied	Foot applied
	Steering	Type		Hydrostatic	Hydrostatic
Drive Line ⁷					
49	Engine	Manufacturer/model		GM / 4.3 V6	GM / 4.3 V6
51		Rated output ⁴	HP/kW@rpm	93 / 69 @ 2400	93 / 69 @ 2400
		Torque	Lb-ft/Nm@rpm	235 / 318 @ 2000	235 / 318 @ 2000
52		Speed, max governed	rpm	2,650	2,650
53		Cylinders/displacement	cu. In.-liters	6 / 262 - 4.3	6 / 262 - 4.3
54	Transmission	Manufacturer/type, speeds F/R		Clark Powershift 1/1	Clark Powershift 1/1
57	Hydraulic pressure	For attachments	PSI/Bar	Adjustable	Adjustable
58	Sound level	Avg. at operator's ear per ISO	dB(A)	81	81

Notes:
1 Weights and performance information are given on trucks with 189 in. (4800 mm) triple uprights.
2 For triple stage upright add 0.8 in. (20 mm).

SPECIFICATIONS

3 Optional reduced height overhead guard 83.1 in. (2110 mm) is available from factory only.
4 Engines rated per SAE J1349.

General Information	1	Manufacturer		Clark	
	2	Model	Manufacturer's designation	CGC 55	
	3	Load capacity		lbs(kg)	12,000 (5500)
	4	Load center	Fork face to load CG	in(mm)	24 (600)
	5	Drive unit	Type		Gasoline / LPG
	6	Operator type			Rider counterbalanced
	7	Tire type			Cushion
	8	Wheels (x=driven)	Front/rear		2 x / 2
Basic Dimensions¹	9	Upright ^{1,2}	Maximum fork height, full capacity	in(mm)	159 (4040)
	10		Lift height (preferred triple upright)	in(mm)	112 (2845)
	11		Free lift	in(mm)	6.9 (175)
	12	Upright tilt	Back/forward (see tilt specifications)	degrees	8 / 9
	14	Fork	Std. Fork size (TxWxL)	in(mm)	2.25 x 6 x 48 (57 x 152 x 1220)
	15	Overall dimensions	Length to fork face ²	in(mm)	107.9 (2741)
	16		Width over drive axle	in(mm)	54.8 (1392)
	17		Height, upright lowered	in(mm)	90.0 (2286)
	18		Height, upright extended w/ load backrest	in(mm)	160 (4065)
	18		Height, overhead guard ³	in(mm)	87.2 (2215)
	19	Turning radius	Outside	in(mm)	98.9 (2512)
	20	Load center distance	Center of drive axle to fork face ²	in(mm)	18.4 (467)
	22	Right angle stack aisle	Add load length and clearance ²	in(mm)	118.3 (3005)
	Performance^{1,2,3}	23	Stability	According to ANSI/DIN	
24		Speed	Travel speed, max w/load	mph(kph)	11.7 (18.8)
25			Travel speed, max w/o load	mph(kph)	12.2 (19.6)
			Speed on grade, loaded	mph(kph)	5%, loaded 6.5 (10.4)
				mph(kph)	10%, loaded 4.8 (7.7)
				mph(kph)	15%, loaded 1.8 (2.9)
26		Lift speed, loaded/empty	Standard upright	fpm(ms)	76.1/111 (.39/.56)
28			Triple stage upright	fpm(ms)	82/103 (.42/.52)
29		Lower speed, loaded/empty	Standard upright	fpm(ms)	77/89 (.39/.45)
			Triple stage upright	fpm(ms)	75/78 (.38/.40)
30		Drawbar pull, maximum	With load	lbs(N)	4,750 (21130)
		Without load	lbs(N)	3,205 (14255)	
32	Gradeability	At 1 mph (1.6 kph) with load	%	15.4	
		Maximum with/without load	%	18.2 / 16.1	
Weights¹	34	Service weight		lbs(kg)	16,881 (7657)
	35	Axle loading	With load, front	lbs(kg)	25,942 (11767)
	36		With load, rear	lbs(kg)	2,939 (1333)
	37		Without load, front	lbs(kg)	6,720 (3048)
	38		Without load, rear	lbs(kg)	10,161 (4609)
Chassis	39	Tires	Number, front/rear		2 / 2
	40		Size, front	in	22 x 12 x 16
			Size, rear	in	22 x 7 x 16
	41	Wheelbase		in(mm)	70.5 (1790)
	42	Track	Front/rear	in(mm)	43.8/43.0 (1113/1093)
	44	Ground clearance	Minimum/at center of wheelbase	in(mm)	3.8/6.1 (96/155)
	46	Service brake	Type		Power assist disc
	47	Parking brake	Actuation		Foot applied
	Steering	Type		Hydrostatic	
Drive Line	49	Engine	Manufacturer/model		GM / 4.3 V6
	51		Rated output ⁴	HP/kW @rpm	93 / 69 @ 2400
			Torque	Lb-ft/Nm @rpm	235 / 318 @ 2000
	52		Speed, max governed	rpm	2,650
	53		Cylinders/displacement	cu. In.-liters	6 / 262 - 4.3
54	Transmission	Manufacturer/type, speeds F/R			Clark Powershift 1/1
	57	Hydraulic pressure	For attachments	PSI/Bar	Adjustable
	58	Sound level	Avg. at operator's ear per ISO	dB(A)	81

Clark CGC 40/55 cushion tire trucks are suited for use in manufacturing, building materials and paper handling, cargo and distribution where durability and responsiveness are required. Available with gasoline or LPG fueled engines, these trucks provide high levels of operator comfort, low noise, reliability, and ease of service. Clark electric shift transmissions are standard.

Operator Control & Comfort

Genesis™ Series trucks feature a rubber isolated operator cell that provides a quiet, comfortable and spacious environment for operators of all sizes. The large floor area is free of obstructions and is covered with a permanent rubber mat. Large open steps and grab handles assist access and egress from both sides. Two-pedal inch-brake system has low-height short travel pedals. Left pedal is for inch and brake operation; right pedal is for brake only. Left foot actuated parking brake.

Cowl mounted hydraulic control levers with soft touch knobs. Left hand finger-tip operated directional control is electric actuated; direction reversals are hydraulically cushioned. Safety seat with retractable seat belt and lateral restraints are proven effective; thick seat and back cushions with molded bolsters, and 6 in. (150 mm) of front-back adjustment provide excellent comfort for a wide range of operators. Tilt steering column provides 38° of adjustment; thick-section wheel is easily operated with one hand.

Illuminated instrument pod with highly visible display. Integral Monitor system with engine shutdown feature provides continuous monitoring of engine oil pressure, transmission and coolant temperature as well as status of air cleaner. The Monitor also incorporates low LPG and parking brake 'set' warning lights, analog temperature and fuel gauge (gasoline models), 5-digit hour meter and audible alarm.

Gasoline/LPG Engine

GM 4.3 L V-6. This widely accepted, fuel efficient industrial engine incorporates cast iron block and cylinder head, roller camshaft, exhaust valve rotators, and advanced engine sealing for leak protection. "Vortec" induction system, camshaft, and lubrication systems are specifically designed for lower RPM, high torque industrial applications; the engine incorporates an internal dynamic balancer to reduce vibration. Gasoline models are equipped with throttle body fuel injection. LPG models are supplied with IMPCO fuel systems with brackets for 43.5 lb. (19.7 kg) tanks.

Engine Accessories/Capacities

Trucks are 12-volt negative ground. Starters are equipped with heavy-duty clutch. Alternators have 65 amp output and incorporate internal regulation. Maintenance free batteries are rated at 420 CCA at 0°F (-18°C). All models utilize Cyclopac air cleaners with high air intake, automatic dirt ejectors, and monitor indication for service. Supplemental safety element (optional) can be added without other changes. Engine oil is cooled by a heat exchanger located in the truck radiator (LPG/gasoline only).

Cooling system capacity: 15 qts. (15.8 L).
Crankcase capacity: 5.5 qts. (5.2 L).
Fuel tank capacity: 20.5 gal. (77 L) on gasoline models.

Service Access

Clamshell hood gives full access for inspections and service. Single piece floor panel is removable without tools. Filters are easily serviced and located to prevent spillage. An electronic panel on the front cowl provides easy access to relays and automotive blade-type fuses.

Transaxle

Clark H200ES single-speed, full reversing, powershift transaxle is an integral assembly of transmission, differential, and drive axles providing long life and high durability. A two-speed transaxle is optional. Solenoid actuated, hydraulic dampened shift control and mechanical inching provide excellent modulation for precise control. Axle assemblies are enclosed with final reduction at the wheel hub. Inboard brakes benefit by torque multiplication which increases responsiveness. They are also protected from contamination for added life. Externally mounted charging pump and parking brake assemblies are proven reliable and are easily accessed. Heavy-duty cooling system incorporates an independent oil-to-air transaxle oil cooler. Transmission test ports, neutral start switch and shift controls are located on the transmission control cover for simplified access and servicing. Full-flow transmission spin-on oil filter and sump screen are easily serviced.

Brakes

Hydraulic actuated disc-type brakes are power assisted. The disc brakes operate on the axle pinion shaft where brake torque is multiplied for responsive operation. Their enclosed location protects against contamination. Brake and inching operation with left pedal, braking only with right pedal. A left parking brake pedal actuates the transmission mounted service brake. The cable is easily adjusted from within the operator compartment.

Hydraulics

Gear type, direct drive pump provides fluid for hydraulic functions, steering, and brake power assist. Priority-demand steering system conserves energy by supplying hydraulic fluid on demand-only basis. Hydraulic tank is integral with truck frame, in-tank return line filter is quickly changed without spill. A quick-connect pressure port on the pump enables convenient pressure checks. All pressure fittings utilize O-ring type face seals. Sump tank capacity is 19.4 gal. (73 L).

Steering

Fully hydrostatic power steering with variable ratio control; steer response varies with rate of hand wheel movement for improved control. A compact axle beam with an integral double acting steer cylinder. Spindle assemblies incorporate king pins and tapered roller bearings to provide a rugged, easily serviced assembly. Rubber isolation mounts that support the axle absorb shock and reduce noise. Grease fittings extend linkage and bearing life.

Upright

High visibility standard and triple stage uprights of heavy C-channel outer rails and full I-section inner and intermediate rails. All-roller operation of upright rails; rollers are canted to accept both normal and side thrust loads. The fork carriage employs six main rollers and additional side thrust rollers. Carriages are ITA Class III and IV specifications. Load backrests are designed for optimal visibility. Heavy pin-type mounts support the upright on the drive axle assembly. Simplified roller access improves serviceability. Hydraulic counterbalance valve prevents improper tilt cylinder operation, integral flow limiting valves prevent rapid carriage descent in the event of a line failure, and a lowering control regulates lowering speeds.

Additional Features

Color is high-visibility Clark Green with non-glare black trim. Wheels are bright white. Operator Manual and Service Information Card are permanently attached to truck. Clark's Employer's Guide to Material Handling Safety and operator safety video are also provided with the truck.

Available Equipment: Auxiliary hydraulic functions and attachments, dual fuel, non-marking tires, Unitrol™ foot directional control, tow pin, convenience console, front and back work lights, back-up and stop lights, strobe, turn signals, audible alarms and mirrors. Contact your Clark representative for additional information.

■ **North America CMHC**
Sales & Marketing Headquarters
2317 Alumni Park Plaza
Suite 500
Lexington, KY 40517
1-866-252-5275
www.clarkmhc.com

■ **Korea CMHA**
**Changwon Headquarters
& Manufacturing**
#40-1, Ungnam Dong
Changwon-City
Kyungnam, Korea 641-290
82-55-260-9001, 9008
www.clarkmhc.co.kr

Seoul Office
Cheongnam Bldg.
13, 16th Floor,
1329-3 Socho-Dong, Socho-Gu
Seoul, Korea 137-070
82-2-2186-6500
www.clarkmhc.co.kr

■ **Germany CMHEU**
CLARK EUROPE GMBH
Dr.-Alfred-Herrhausen-Allee 20A
D-47228
Duisburg
+49 2065 9617 0
www.clarkmheu.com

■ **Brazil CMHSA**
South America
Rua Fernao Pompeo de Camargo
2009 Jd.do Trevo-CEP
13036-321 Campinas-SP Brazil
55-19-278-1660
www.clark.com.br

your authorized CLARK dealer is: